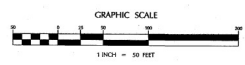


**STRIPING AND SIGNING NOTES**

1. ALL STRIPING AND SIGNING INSTALLATION TO BE PERFORMED BY THE CITY OF SAN JOSE EXCEPT AS NOTED.
2. ALL STRIPING AND SIGNING REMOVAL TO BE PERFORMED BY THE CONTRACTOR FOR THE CITY OF SAN JOSE STANDARD SPECIFICATIONS. ALL STRIPING AND MARKINGS THAT ARE IN CONFLICT WITH THE NEW INSTALLATION MUST BE REMOVED BY THE CONTRACTOR PRIOR TO PLACEMENT AND CITY STANDARD NOTE 30 ON SHEET C-24.
3. ALL PAVEMENT MARKING AND STRIPING LAYOUT (CAT-TRACKED) SHALL BE DONE BY THE CONTRACTOR PRIOR TO PLACEMENT AND CITY STANDARD NOTE 30 ON SHEET C-24.
4. PROJECT SUPERVISOR TO NOTIFY THE DEPARTMENT OF TRANSPORTATION AT 530-3800 A MINIMUM OF TWO WEEKS PRIOR TO THE NEED TO ARRANGE FOR THE SIGNING AND STRIPING.
5. UNLESS INDICATED OTHERWISE, ALL SIGN TYPES SHOWN ON THIS PLAN ARE PER THE SAN CALIFORNIA MANUAL.
6. EXISTING SIGNING AND STRIPING NOT AFFECTED BY THE IMPROVEMENTS SHOWN ON THIS PLAN ARE NOT FULLY DOCUMENTED.

**STRIPING LEGEND**

DOT TYPE	STRIPING ELEMENT	DOT TYPE	STRIPING ELEMENT	DOT TYPE	STRIPING ELEMENT
(1)	STATE DETAIL 9 (MODIFIED)	(11)	STATE DETAIL 37	(21)	SOLID 12" WHITE
(2)	STATE DETAIL 10 (MODIFIED)	(12)	STATE DETAIL 38	(22)	SOLID 12" YELLOW
(3)	STATE DETAIL 22	(13)	STATE DETAIL 39	(23)	SOLID 24" WHITE
(4)	STATE DETAIL 23	(14)	STATE DETAIL 39A	(24)	STATE DETAIL 26
(5)	STATE DETAIL 25	(15)	STATE DETAIL 40A	(25)	STATE DETAIL 40
(6)	STATE DETAIL 27B	(16)	ARROWS / MESSAGES	(26)	BI-CYCLE LOOP DETECTOR SYMBOL
(7)	STATE DETAIL 29	(17)	CHATTER BARS	(27)	STATE DETAIL 39A (MODIFIED)
(8)	STATE DETAIL 32	(18)	TYPE "M" MARKER	(28)	YIELD LINE

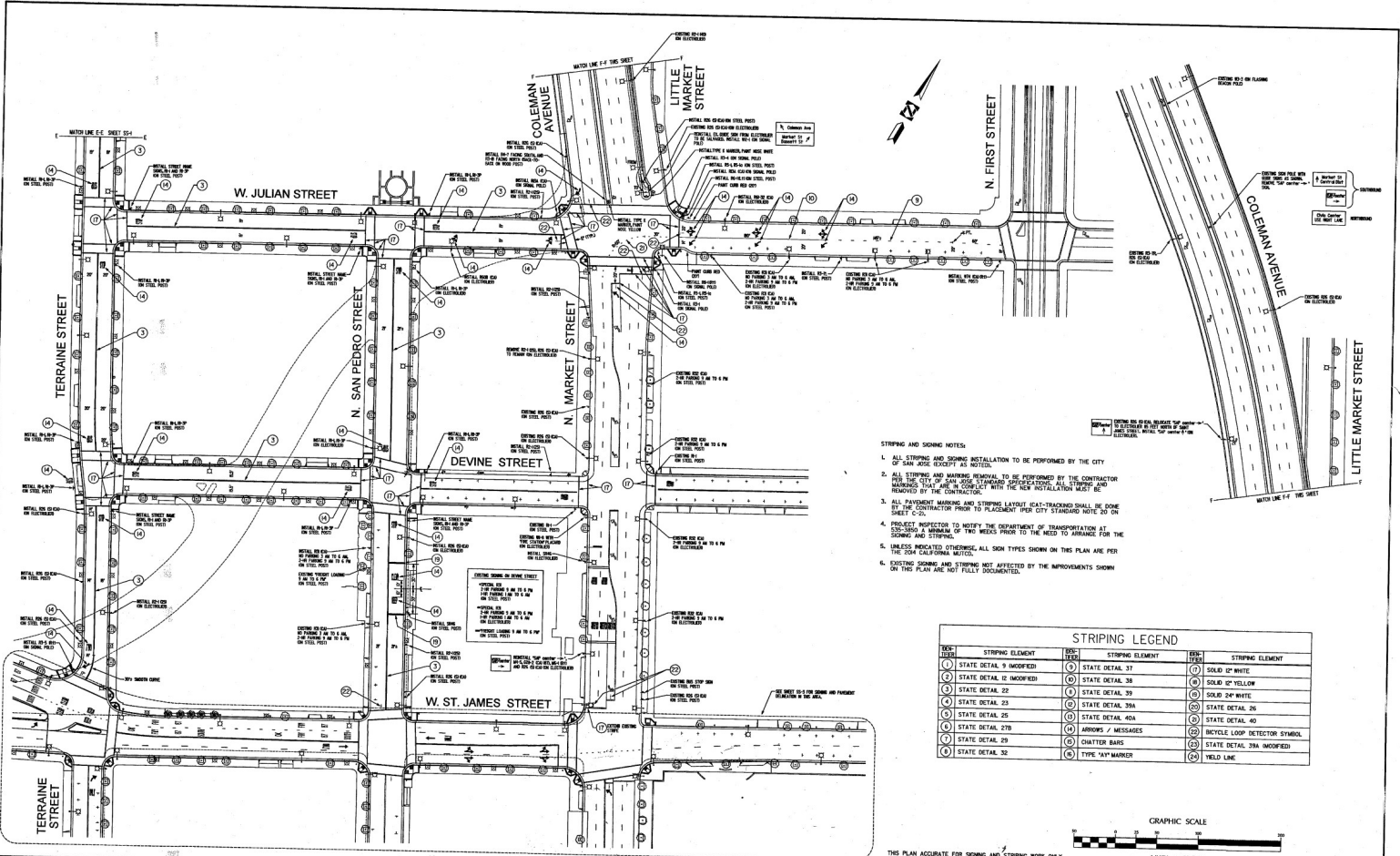


THIS PLAN ACCURATE FOR SIGNING AND STRIPING WORK ONLY.

<p>Hexagon Transportation Consultants, Inc. 4 North Second Street, Suite 400 San Jose, California 95113 Phone: (408) 974-6500 www.hexagon.com</p>		DATE: 6/16/2015					<p>PERMIT # 08-064813 IP PROJECT # S-18313</p> <p>PROJECT SUPERVISOR: MARTY WORMUTH PHONE NO: (408) 858-4900</p> <p>ADDITIONAL APPROVAL:</p>	<p>DOT - TRAFFIC SIGNALS/SIGNAL OPERATIONS DOT - TRAFFIC OPERATIONS DOT - GEOMETRICS</p>	<p>PROJECT-SUBMITTAL DATE: 6/16/15</p> <p>SP - ELECTRICAL DATE: 6/16/15</p> <p>DOT - INTELLIGENT TRANSPORTATION SYSTEMS DATE: 6/16/15</p>	<p>DEPARTMENT OF PUBLIC WORKS SAN JOSE, CALIFORNIA</p> <p>CITY OF SAN JOSE CAPITAL OF SILICON VALLEY</p>	<p>APPROVED BY: JERRY MC DIRECTOR OF PUBLIC WORKS</p> <p>SHEET 75 OF 77</p>
		SCALE: 7" = 50'	DESIGNED: M. POWELL	DESIGN BY: M. POWELL	CHECKED: J. ELLIS	PROJECT ENGINEER: J. ELLIS					


**SIGNING AND STRIPING  
NORTHERN PROJECT AREA**

SS-1



- STRIPING AND SIGNING NOTES
1. ALL STRIPING AND SIGNING INSTALLATION TO BE PERFORMED BY THE CITY OF SAN JOSE EXCEPT AS NOTED.
  2. ALL STRIPING AND MARKING REMOVAL TO BE PERFORMED BY THE CONTRACTOR FOR THE CITY OF SAN JOSE TO STANDARD SPECIFICATIONS. ALL STRIPING AND MARKING THAT ARE IN CONFLICT WITH THE NEW INSTALLATION MUST BE REMOVED BY THE CONTRACTOR.
  3. ALL PAVEMENT MARKING AND STRIPING LAYOUT (CAT-TRACKING) SHALL BE DONE BY THE CONTRACTOR PRIOR TO PLACEMENT UNDER CITY STANDARD NOTE 20 ON SHEET C-2.
  4. PROJECT INSPECTOR TO NOTIFY THE DEPARTMENT OF TRANSPORTATION AT 530-5200 A MINIMUM OF TWO WEEKS PRIOR TO THE NEED TO ARRANGE FOR THE REMOVAL OF STRIPING.
  5. UNLESS INDICATED OTHERWISE, ALL SIGN TYPES SHOWN ON THIS PLAN ARE PER THE 2004 CALIFORNIA MUTCD.
  6. EXISTING SIGNING AND STRIPING NOT AFFECTED BY THE IMPROVEMENTS SHOWN ON THIS PLAN ARE NOT FULLY DOCUMENTED.

STRIPING LEGEND			
KEY	STRIPING ELEMENT	KEY	STRIPING ELEMENT
(1)	STATE DETAIL 9 (MODIFIED)	(17)	STATE DETAIL 37
(2)	STATE DETAIL 10 (MODIFIED)	(18)	STATE DETAIL 38
(3)	STATE DETAIL 22	(19)	STATE DETAIL 39
(4)	STATE DETAIL 23	(20)	STATE DETAIL 39A
(5)	STATE DETAIL 25	(21)	STATE DETAIL 40A
(6)	STATE DETAIL 27B	(22)	ARROWS / MESSAGES
(7)	STATE DETAIL 29	(23)	CHATTER BARS
(8)	STATE DETAIL 32	(24)	TYPE 'A' MARKER
(9)	SOLID 12" WHITE	(25)	STATE DETAIL 26
(10)	SOLID 12" YELLOW	(26)	STATE DETAIL 40
(11)	SOLID 24" WHITE	(27)	BIKEWAY LOOP DETECTOR SYMBOL
(12)	STATE DETAIL 26	(28)	STATE DETAIL 39A (MODIFIED)
(13)	STATE DETAIL 40	(29)	YIELD LINE



THIS PLAN ACCURATE FOR SIGNING AND STRIPING WORK ONLY.

<p>Hexagon Transportation Consultants, Inc.</p> <p>4 North Second Street, Suite 400 San Jose, California 95128 Phone: (408) 974-3000 www.hexagon.com</p>	DATE:	6/16/2006	
	SCALE:	1" = 50'	
	DESIGNED:	M. POWELL	
	CHECKED:	J. ELIA	
	PROJ. ENGR:	CVS	
FILE:		REVISIONS:	
DESIGN BY:	DESIGN DATE:	CITY:	APPL. DATE:

**SIGNING AND STRIPING  
CENTRAL PROJECT AREA**

PERMIT # 08-064813 JP  
PROJECT # 2-18313  
PUBLIC ENGINEER: MARTY WORMUTH  
PHONE: (408) 656-4990

DATE: 6/16/06  
BY: TRAFFIC SIGNALS/STRIPE OPERATIONS  
DATE: 6/16/06  
BY: TRAFFIC OPERATIONS  
DATE: 6/16/06  
BY: ELECTRICAL  
DATE: 6/16/06  
BY: ILLUMINATION TRANSPORTATION SYSTEMS  
DATE: 6/16/06

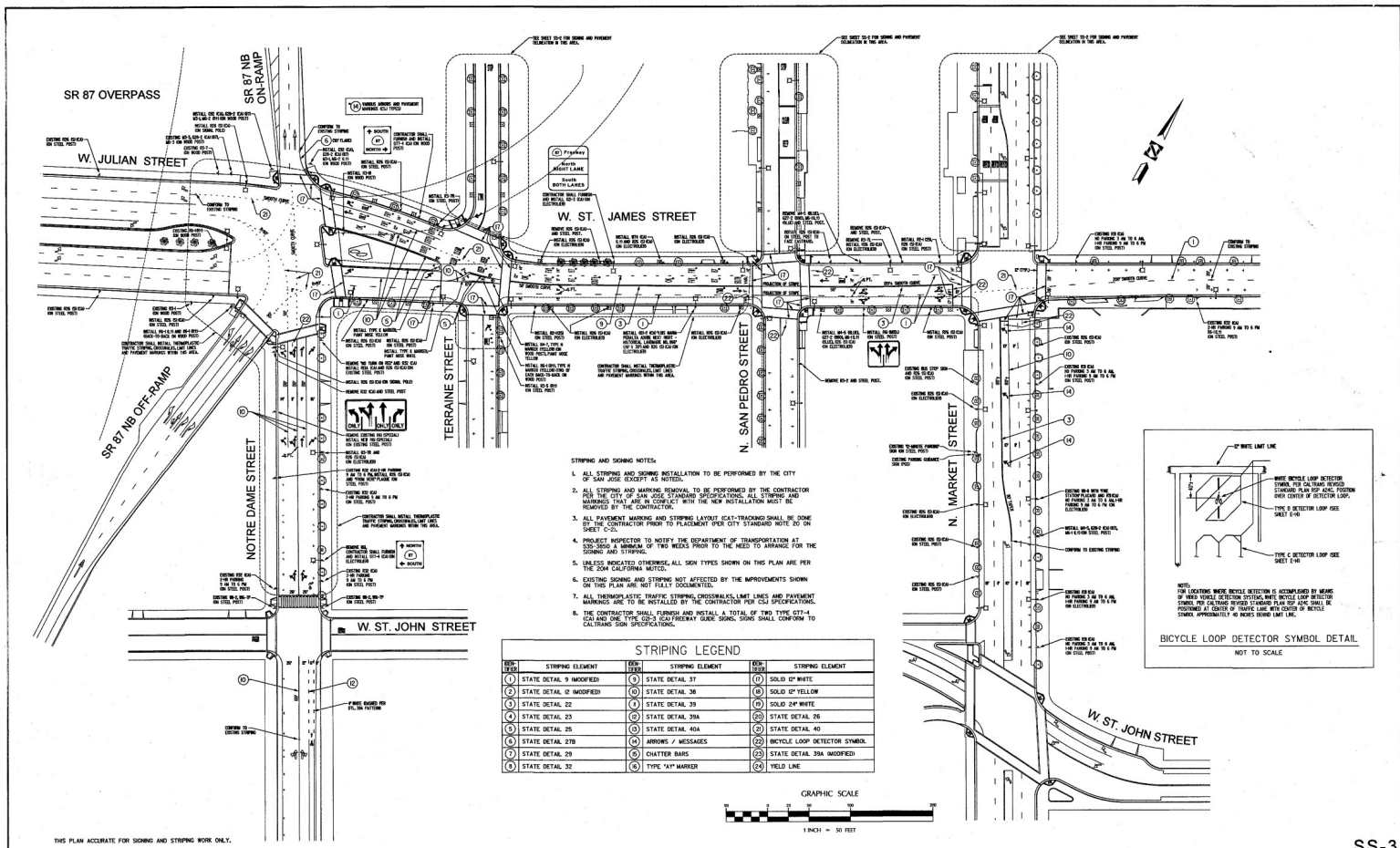
PROJECT: 08-064813 JP  
DATE: 6/16/06  
BY: TRAFFIC SIGNALS/STRIPE OPERATIONS  
DATE: 6/16/06  
BY: TRAFFIC OPERATIONS  
DATE: 6/16/06  
BY: ELECTRICAL  
DATE: 6/16/06  
BY: ILLUMINATION TRANSPORTATION SYSTEMS  
DATE: 6/16/06

DEPARTMENT OF PUBLIC WORKS  
SAN JOSE, CALIFORNIA

CITY OF SAN JOSE  
CAPITAL OF SILICON VALLEY

APPROVED BY: BARRY MC...  
DIRECTOR OF PUBLIC WORKS

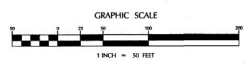
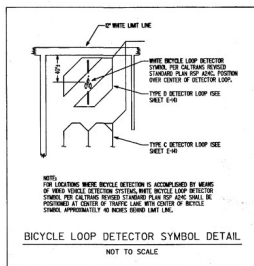
SHEET 76 OF 77



- STRIPING AND SIGNING NOTES:**
1. ALL STRIPING AND SIGNING INSTALLATION TO BE PERFORMED BY THE CITY OF SAN JOSE EXCEPT AS NOTED.
  2. ALL STRIPING AND SIGNING REMOVAL TO BE PERFORMED BY THE CONTRACTOR REMOVING CITY OF SAN JOSE STRIPING OR SIGNING. ALL STRIPING AND SIGNING TO BE REMOVED BY THE CONTRACTOR WITH THE NEW INSTALLATION.
  3. ALL PAVEMENT MARKING AND STRIPING LAYOUT CITY-TRACING SHALL BE DONE BY THE CONTRACTOR PRIOR TO PLACEMENT PER CITY STANDARD NOTE 30 ON SHEET 700.
  4. PROJECT INSPECTOR TO NOTIFY THE DEPARTMENT OF TRANSPORTATION AT 530-3088 8 WEEKS PRIOR TO THE NEED TO ARRANGE FOR THE STRIPING AND SIGNING.
  5. LINE-UP INDICATED OTHERWISE. ALL SIGN TYPES SHOWN ON THIS PLAN ARE PER THE 2008 CALIFORNIA MUTCD.
  6. EXISTING SIGNING AND STRIPING NOT AFFECTED BY THE IMPROVEMENTS SHOWN ON THIS PLAN ARE NOT FULLY DOCUMENTED.
  7. ALL THERMOPLASTIC TRAFFIC STRIPING, CROSSWALKS, LIMIT LINES AND PAVEMENT MARKINGS ARE TO BE INSTALLED BY THE CONTRACTOR PER C&G SPECIFICATIONS.
  8. THE CONTRACTOR SHALL FURNISH AND INSTALL A TOTAL OF TWO TYPE C-1 AND ONE TYPE C-2 BICYCLE/FREEWAY GUIDE SIGNS. SIGNS SHALL CONFORM TO CALTRANS SIGN SPECIFICATIONS.

**STRIPING LEGEND**

KEY	STRIPING ELEMENT	KEY	STRIPING ELEMENT	KEY	STRIPING ELEMENT
(1)	STATE DETAIL 9 (WOODFIBER)	(17)	STATE DETAIL 37	(3)	SOLID 6" WHITE
(2)	STATE DETAIL 10 (WOODFIBER)	(18)	STATE DETAIL 38	(4)	SOLID 6" YELLOW
(3)	STATE DETAIL 22	(19)	STATE DETAIL 39	(5)	SOLID 2" WHITE
(4)	STATE DETAIL 23	(20)	STATE DETAIL 39A	(6)	STATE DETAIL 26
(5)	STATE DETAIL 25	(21)	STATE DETAIL 40A	(7)	STATE DETAIL 40
(6)	STATE DETAIL 27B	(22)	ARROWS / MESSAGES	(8)	BICYCLE LOOP DETECTOR SYMBOL
(7)	STATE DETAIL 29	(23)	CHATTER BARS	(9)	STATE DETAIL 35A (WOODFIBER)
(8)	STATE DETAIL 32	(24)	TYPE "A" MARKER	(10)	YIELD LINE



THIS PLAN ACCURATE FOR SIGNING AND STRIPING WORK ONLY.

SS-3

<p>Hexagon Transportation Consultants, Inc. 4 North Second Street, Suite 400 San Jose, California 95131 Phone: (408) 977-4500 www.hexagon.com</p>	<p>DATE: 6/16/2005 SCALE: 1" = 50' DESIGNED: M. POWELL DRAWN: M. POWELL CHECKED: J. ELIA FILED:</p>	<p>REVISIONS</p> <table border="1"> <tr> <th>NO.</th> <th>BY</th> <th>DATE</th> <th>DESCRIPTION</th> </tr> <tr> <td> </td> <td> </td> <td> </td> <td> </td> </tr> </table>	NO.	BY	DATE	DESCRIPTION					<p><b>SIGNING AND STRIPING</b> <b>SOUTHERN PROJECT AREA</b></p>	<p>PERMIT # 08-24013 IP PROJECT # S-151313</p> <p>PROJECT: MARTY WORKMUTH WORKING: (408) 858-4900</p> <p>ADDITIONAL APPROVAL:</p>	<p>DOT - TRAFFIC SIGNALS/SIGNAL OPERATIONS</p> <p>DOT - TRAFFIC OPERATIONS</p> <p>DOT - SIGNING</p> <p>DATE: 6/16/05</p>	<p>PROJECT NUMBER: 08-24013 IP</p> <p>DATE: 6/16/05</p> <p>DOT - ELECTRICAL</p> <p>DATE: 6/16/05</p> <p>DOT - INTELLIGENT TRANSPORTATION SYSTEMS</p> <p>DATE: 6/16/05</p>	<p>DEPARTMENT OF PUBLIC WORKS SAN JOSE, CALIFORNIA</p> <p>CITY OF SAN JOSE CAPITAL OF SILICON VALLEY</p> <p>APPROVED BY BARRY NG DIRECTOR OF PUBLIC WORKS</p> <p>SHEET 78 OF 77</p>
			NO.	BY	DATE	DESCRIPTION									
<p>DATE: 6/16/2005</p> <p>SCALE: 1" = 50'</p> <p>DESIGNED: M. POWELL</p> <p>DRAWN: M. POWELL</p> <p>CHECKED: J. ELIA</p> <p>FILED:</p>	<p>REVISIONS</p> <table border="1"> <tr> <th>NO.</th> <th>BY</th> <th>DATE</th> <th>DESCRIPTION</th> </tr> <tr> <td> </td> <td> </td> <td> </td> <td> </td> </tr> </table>	NO.	BY	DATE	DESCRIPTION					<p>DATE: 6/16/05</p> <p>DATE: 6/16/05</p> <p>DATE: 6/16/05</p>					
NO.	BY	DATE	DESCRIPTION												